

A man with a beard and a young girl with curly hair are sitting at a table in an art studio, smiling and painting. The man is wearing a blue plaid shirt and a white apron. The girl is wearing a light blue shirt and a green apron. They are both holding paintbrushes and looking at each other. In the foreground, there is a paint palette with various colors. The background shows other art supplies and a colorful abstract painting on an easel.

SPECIAL BUDDIES

# BIBLE STUDIES FOR LIFE®

JESUS IS POWERFUL  
GOD'S AWESOME PROMISES  
THE INCREDIBLE WORD OF GOD

**LIFE POINT**  
Jesus can do  
things I cannot  
do.

# JESUS WALKED ON WATER



## LEVEL OF BIBLICAL LEARNING

Jesus taught people what God is like.

## SCRIPTURE REFERENCE

Matthew 14:22-33

## WEEKLY VERSE

The people on the boat worshiped Jesus, God's Son. *Matthew 14:33*

## UNIT VERSE

Jesus did things no one else could do. *Acts 2:22*

## SUGGESTED FOR THE WEEKS OF

September 15 & 22



## LEADER BIBLE STUDY

This is a story about two men who walked on water. One succeeded, but the other failed. The one who failed did so on his own. In fact, he was only able to stay above the current as long as he did because of his faith in the One who allowed it. Only Jesus had the power to allow Peter to walk on the waves before he began to sink. Why did Jesus come to the disciples on the water? Why did Peter want to step out of the boat and go to Him? Why did Peter sink?

Jesus sent the Twelve across the water in a boat while He dismissed the crowd who had followed Him. Then Jesus went away alone to pray on a mountain. Some time between 3 and 6 a.m., Jesus returned to His disciples on the water. The disciples thought their Lord was a ghost, but when Jesus identified Himself, Peter wanted to join Him. With his eyes on Jesus, Peter walked out to meet Him. Diverting his attention to the wind, Peter began to sink. In fear he cried out to his Savior. Immediately, Jesus reached out and took hold of Peter—the Savior saved him! Jesus opened Peter's eyes to his failure and revealed his "little faith." Back in the boat, the wind stopped, and a worship service ensued.

Where do you place yourself in this story? Are you clinging to the boat with eyes closed or looking around to see what is happening? Do you dare venture out to meet Jesus? How much faith do you have in Christ?



## BIBLE STORY

### JESUS WALKED ON WATER

Jesus had been teaching people all day. He told His disciples go to the other side of the lake in a boat. Then Jesus went up on a mountain to pray.

When the disciples reached the middle of the lake, a storm came. The waves began to pound the boat. The disciples were afraid.

Jesus came to His disciples, walking on the water. Jesus spoke to them and said, "Do not be afraid."

Peter spoke to Jesus from the boat. Jesus told Peter to walk to Him on the water. Peter got out of the boat and walked on the water to Jesus. Then Peter saw the wind blowing the water, and he became afraid. Peter began to sink in the water. He cried out to Jesus to help him. Jesus reached out and took Peter's hand.

Jesus and Peter got into the boat, and the wind stopped blowing. Jesus' disciples were amazed. "It is true. He is God's Son," they said.

— BASED ON MATTHEW 14:22-33



*Pick and choose which activities you wish to use to support the Bible story over a two-week period.*

### BIBLE STORY NOTE

The Bible story printed on the back of each Pack Item Teaching Picture is intended for 3s-Pre-K. Find the Special Buddies story on this page and on Kids Activity Pages 7 and 10.



## INTRODUCTORY ACTIVITY

› Blue paper, tape

### FOLLOW THE LEADER WEEK 1\_\_ WEEK 2\_\_

*Secure several sheets of blue paper to the floor.*

› Encourage children to mimic actions such as touch toes, nod head, clap hands, blink eyes, and so on. Last, step on the blue paper and say: “Walk on water!” Assist as children who use mobility devices move to the blue paper. Mention that today’s Bible story is about someone who walked on water. As time allows, invite children to take turns initiating actions for others to follow.

› Printables: “Boat Pattern”

› Masking tape, construction paper

### TAPE A BOAT WEEK 1\_\_ WEEK 2\_\_

*Print one or more samples of the Boat Pattern.*

› Display copies of the Boat Pattern. Use tape and work together to create a large taped boat shape on the floor or assist each child to create a small-scale boat on a sheet of construction paper. Mention to children that today’s Bible story is about a time when Jesus’ disciples were on a boat on a windy night.



## STUDY THE BIBLE

› Videos

### WATCH THE VIDEO WEEK 1\_\_ WEEK 2\_\_

› Use the “Jesus Walked on Water” video to introduce the Bible story or to review it at the end of the session.

› Teaching Picture 4

› Kids Activity Page 8

› Blue crepe paper streamers, blue crayons

› **Note:** If desired, attach each blue streamer to a ruler or a dowel rod.

### SHAKE STREAMERS WEEK 1\_\_ WEEK 2\_\_

› Show the Teaching Picture and tell children that today’s Bible story is about a time when Jesus did something no one else could do. Give each child a blue streamer.

› Encourage children to shake their streamers in the air or at their feet when they hear anything about the wind or the water. When the Bible story is finished, collect the streamers. For review, distribute the Kids Activity Page and a blue crayon to each child. Direct the children to color in the water under the boat and around Jesus. As children work, guide them to tell you what they remember about the Bible story. If needed, ask leading questions about the men in the boat and why Jesus was outside the boat. Pray, thanking God that Jesus can do things others cannot do. Mention that Jesus taught people what God is like.

**GUESS WHO      WEEK 1 \_\_\_\_ WEEK 2 \_\_\_\_**

*Gather one "Jesus" picture/word card. Attach it to a craft stick. If the classroom does not have a window in the door, gather one sheet.*

- » Hold your Bible open to Matthew 14 as you tell the Bible story. Show the Teaching Picture. For review, take two children outside the classroom door or behind a sheet being held by two adult leaders. Guide one child to wave a hand in the door window or out from behind the sheet. The rest of the children should guess who is waving. Take turns until everyone has had a turn to wave. Finally, wave the "Jesus" picture/word card from behind the sheet or the door. When children recognize Jesus, remind kids that the disciples were afraid when they saw a man walking on the water toward the boat. Ask: "What did Jesus say?" ("Do not be afraid.")
- » **Challenge:** Lead children to act out several scenarios from the Bible story:
  - The disciples rowing the boat.
  - Jesus praying on the mountainside.
  - Jesus walking toward the boat.
  - Peter stepping out of the boat, beginning to sink, and Jesus taking Peter by the hand.
  - The disciples saying: "It is true! He is God's Son!"

- » Teaching Picture 4
- » Printables: "Picture/Word Cards"
- » Craft stick, tape or glue, one large sheet (optional)

**LISTEN FOR THE WORDS      WEEK 1 \_\_\_\_ WEEK 2 \_\_\_\_**

*Gather several copies of the "boat," "wind," and "water" picture/word cards and attach each to a craft stick. Make enough picture/word card sticks for each child to hold at least one.*

- » Give each child one or more picture/word card sticks. Identify the word on each card. Instruct children to listen for each word to be spoken as they hear the Bible story. When a child hears a word, she should wave her picture/word card. Hold your Bible open to Matthew 14 as you tell the Bible story. Pause each time children should wave a picture/word card. For review, place the Teaching Picture on the floor or table. Retell the Bible story. This time, when a child hears a word, he should toss his picture/word card stick onto the Teaching Picture. Remind children that Jesus can do what we cannot. He could walk on water, and He could stop the wind from blowing hard against the disciples' boat. Conclude by singing "Mighty Is He."

- » Teaching Picture 4
- » Printables: "Picture/Word Cards"
- » Craft sticks, tape or glue
- » Music



## PRACTICE BIBLE SKILLS

- › Pack Items 14, 17: “Weekly Verses,” “Unit 1 Verse Puzzle”
- › Bibles, scissors

### WORK A TWO-SIDED PUZZLE      WEEK 1 \_\_\_\_ WEEK 2 \_\_\_\_

*Gather and display the Bible Marker for Acts 2:22. Prepare the Verse Puzzle.*

- › Separate the puzzle pieces. Place puzzle pieces on a flat surface and ask a child to assemble either one side or the other. As kids wait for a turn to work the puzzle, assist as they locate Acts 2:22 in their Bibles.

- › Pack Item 14: “Weekly Verses”
- › Bibles, craft foam, permanent marker, shallow tub of water, towel for drying hands

### MAKE A FLOATING VERSE      WEEK 1 \_\_\_\_ WEEK 2 \_\_\_\_

*Gather five small sheets of craft foam. Use a permanent marker to print The people on one, on the boat on another, worshiped Jesus, God’s Son and Matthew 14:33 on the others. Add water to a shallow tub. Gather the Bible Marker for Matthew 14:33.*

- › Place the cards faceup in the water. Assist as children locate Matthew 14:33 in their Bibles. Read the text of the Bible phrase aloud from the Bible Marker. Work together to arrange the floating words in order in the water. Mix the words and play again as time allows. Mention that Jesus can do things that people cannot do, such as walking on water.

- › Several different Bibles, fictional books

### SORT THE BOOKS      WEEK 1 \_\_\_\_ WEEK 2 \_\_\_\_

*Gather several different Bibles and also several age-appropriate books of fiction.*

- › Scatter the books on a table and invite children to sort them into a stack of Bibles and a stack of made-up stories. As children are working, mention that all the words in the Bible are true and that the Bible can help people learn to obey God.
- › **Challenge:** After sorting the books, show children how to find the name of each book of the Bible by looking at the Table of Contents or the top of each page. Lead kids to locate two books in the Old Testament and two books in the New Testament. Remind children that there are 66 books in the Bible; all of them tell about how much God loves us.

- › Pack Item 14: “Weekly Verses”
- › Blue butcher paper, tape, construction paper, marker, large number cube

### WALK ON WATER      WEEK 1 \_\_\_\_ WEEK 2 \_\_\_\_

*Securely fasten a large sheet of blue paper on to the floor. Gather the Bible Marker for Acts 2:22. Print each word of the verse on a separate sheet of construction paper: Jesus did things no one else could do. Acts 2:22*

- › Tape the word sheets in order in a vertical path across the blue paper. Invite children to stand outside the blue paper. Roll a large number cube. Lead children to follow as you walk the corresponding number of steps across the line of words, repeating the words together as you move. Roll again as necessary to get all the way across the water. Remind children that Jesus could do something no one else could do: walk on water! Jesus could do this amazing thing because He is God’s Son.





## LIVE IT OUT

### TOUCH AND CIRCLE THE PICTURES WEEK 1 \_\_\_\_ WEEK 2 \_\_\_\_

*Display the poster and gather the Life Point strip for today: Jesus can do things I cannot do.*

- » Work together to find the picture on the poster that represents today's Bible story. Attach the Life Point strip to the poster and read it aloud. Distribute the Kids Activity Page and a pencil to each child. Look at all the pictures and identify the action portrayed in each (using an electronic device, helping unload the dishwasher at home, enjoying time at the park, Jesus walked on water, Jesus healed a man, Jesus calmed a storm). Tell kids to touch or draw a circle around things children can do. Guide kids to touch or draw a square around things only Jesus can do. Lead kids to repeat: "Jesus can do things I cannot do." Thank Jesus for doing amazing things that show how much He loves people.

- » Pack Item 15: "Unit 1 Poster"
- » Kids Activity Page 9
- » Pencils, scissors, tape

### WALK FAST, WALK SLOW WEEK 1 \_\_\_\_ WEEK 2 \_\_\_\_

*Place two yardsticks on the floor, about four feet apart.*

- » Invite a child to walk across a yardstick by putting one foot in front of the other. Hold a child's hand if needed for balance. Push a wheelchair between the two yardsticks or assist a child using any other type of mobility device. Add difficulty to subsequent treks across or between the yardsticks by walking or rolling fast, slow, or even backwards. As children maneuver, comment that nothing was impossible for Jesus. He could even walk across the surface of the sea to get to His disciples' boat. Thank God that Jesus can do things that others cannot do.

- » 2 yardsticks

## CLOSING ACTIVITY

### LISTEN TO MUSIC WEEK 1 \_\_\_\_ WEEK 2 \_\_\_\_

- » As children are waiting to be picked up, play "There's No One Else Like Him." Mention that the disciples on the boat worshiped Jesus, and kids can too.

- » Music

### SHAKE HANDS WEEK 1 \_\_\_\_ WEEK 2 \_\_\_\_

- » Suggest each child shake hands with every other child and adult in the room. Remind children that Jesus held out His hand to Peter and helped Peter get back into the boat.

- » No advance preparation needed.

### REVIEW THE BIBLE STORY WEEK 1 \_\_\_\_ WEEK 2 \_\_\_\_

- » Encourage families to review the Bible story at home.

- » Kids Activity Page 10

## BONUS ACTIVITIES

### CREATE A BOAT CRAFT WEEK 1 \_\_\_\_ WEEK 2 \_\_\_\_

*Cut paper plates in half. Prepare accurately-sized squares of paper so a child can cut one in half to create a sail for the boat. Gather a “Jesus” picture/word card for each child.*

- › Paper plates, ½ per child; craft sticks; glue; construction paper; scissors; blue tissue paper
- › Printables: “Picture/Word Cards”

- › Assist a child to glue a ½ paper plate to the bottom half of a piece of construction paper with the rounded side of the plate at the bottom of the paper. Glue a craft stick vertically from the top of the boat. Assist a child to cut a square in half to generate a triangle to glue to the craft stick for a sail. Tear blue tissue paper into pieces and glue these to the bottom of the page around the boat. Assist as children print the text of Matthew 14:33 on their pictures: *The people on the boat worshiped Jesus, God’s Son*. Some kids will be able to copy the entire verse. As needed, generate dotted letters for kids to trace, leaving a space for a child to glue the “Jesus” picture/word card in the appropriate space. Remind children that Jesus walked on water to reach His disciples in the boat.

### MAKE PREDICTIONS WEEK 1 \_\_\_\_ WEEK 2 \_\_\_\_

*Gather a plastic tub and fill it partway with water. Gather various items as listed at left.*

- › Plastic tub filled partway with water, various objects to test (water bottle cap, paper clip, clothespin, coin, small rock, short stick or twig, plastic boat, plastic person figure)

- › Invite children to pick up and handle each item. Take turns predicting if an item will sink or float when it is placed in the water. Invite one child to place the object in the water and then encourage the group to observe what happened and determine if anyone predicted the correct outcome. Continue the activity with each remaining item, allowing a different child to place each item in the water. Save the plastic person figure for last. Even if the figure floats, emphasize that real people cannot stand up on top of any kind of water without sinking. But Jesus could do it! Reinforce that Jesus can do things people cannot do. Express gladness that children came to church today to worship Jesus, God’s Son.

### PLAY WITH A PARACHUTE WEEK 1 \_\_\_\_ WEEK 2 \_\_\_\_

*Gather a play parachute, a sheet, or a large pillowcase.*

- › Play parachute, sheet, or large pillowcase; beanbag

- › Gather children around the parachute and instruct them to hold on and step back until the parachute is firmly expanded. Toss a beanbag onto the top surface of the parachute. Demonstrate for children how to gently shake the parachute in an up and down motion. Choose a child to tell the group when to start and when to stop. The goal of the game is to toss the beanbag around the surface of the parachute without it flying off and onto the floor. Play several rounds to give each child a chance to be the caller. Comment that Jesus can do things people cannot do. Even when the wind was blowing the disciples’ boat up and down in the water, Jesus could walk across the top of the lake! Thank God for sending Jesus to earth to teach people what God is like.



## **SING A SONG   WEEK 1 \_\_\_\_ WEEK 2 \_\_\_\_**

» Sing these new lyrics to the tune of “The Itsy Bitsy Spider”:

*Jesus’ disciples were riding in a boat.*

*A strong wind began to blow and blow and blow.*

*Suddenly they saw a man walking on the water.*

*Jesus told them who He was and said, “Don’t be afraid!”*

*Peter spoke to Jesus and then got out of the boat.*

*The wind still blew and he was so afraid.*

*Jesus held out His hand and held on to His friend Peter.*

*They got into the boat together and everyone was safe.*

*The disciples were amazed and they worshiped Jesus.*

*“Truly you are the Son of God!” they said.*

*Jesus loves and helps us when we are afraid.*

*Jesus can do things that I cannot do.*

» No advance preparation needed.

## **READ ABOUT JESUS   WEEK 1 \_\_\_\_ WEEK 2 \_\_\_\_**

*Place the books in a quiet area of the room.*

» Allow children to look at the books at leisure during the session. Guide a child to find the page in the book *Only Jesus* that relates to today’s Bible story.

» Pack Item 19: “Book: *Only Jesus*”

» Other books about Jesus, small rug and sturdy pillows

## **USE THE COLORING PAGE   WEEK 1 \_\_\_\_ WEEK 2 \_\_\_\_**

» Print the Coloring Page. Review the Bible story as children color.

» Printables: “Jesus Walked on Water” Coloring Page

» Crayons or colored pencils



## **MISSIONS EMPHASIS**

### **RIDE IN A “BOAT”   WEEK 1 \_\_\_\_ WEEK 2 \_\_\_\_**

*Gather the pictures of London landmarks and other photos. These pictures are labeled Big Ben, Buckingham Palace, London, Famous Buildings, People, and Missionaries.*

» Place chairs in rows of three or more to create a “boat.” Invite children to sit in the boat and pretend to take a ride down the Thames (TEHMS) River. Explain that the Thames River flows through the city of London, where the Rigney family are missionaries. Hold up the different pictures as children “ride.” Read the provided description for each landmark. Pray for the Rigneys and other missionaries who tell people about Jesus all over the world.

» Printables: “Unit 1 Missions”

**UNIT 1**  
**SESSION 2**

*Jesus Walked on Water*

**UNIT VERSE**

Jesus did things  
no one else could do.

—ACTS 2:22

# *Jesus Walked on Water*

**BASED ON MATTHEW 14:22-33**



Jesus had been teaching people all day. He told His disciples go to the other side of the lake in a boat. Then Jesus went up on a mountain to pray.

When the disciples reached the middle of the lake, a storm came. The waves began to pound the boat. The disciples were afraid.

Jesus came to His disciples, walking on the water. Jesus spoke to them and said, “Do not be afraid.”

Peter spoke to Jesus from the boat. Jesus told Peter to walk to Him on the water. Peter got out of the boat and walked on the water to Jesus. Then Peter saw the wind blowing the water, and he became afraid. Peter began to sink in the water. He cried out to Jesus to help him. Jesus reached out and took Peter’s hand.

Jesus and Peter got into the boat, and the wind stopped blowing. Jesus’ disciples were amazed. “It is true. He is God’s Son,” they said.

# Finish the Picture

Below is a picture about the Bible story. But something is missing — there is no water. Color the water under the boat and under Jesus' feet.





# UNIT 1

## SESSION 2

### Jesus Walked on Water

#### What Can Jesus Do?

Jesus can do things others cannot do.

Touch or draw a ☐ around things kids can do.

Touch or draw a ☐ around things only Jesus can do.



# BIBLE STUDIES FOR LIFE®

1

## CONVERSATION

### THE BIBLE MEETS LIFE

Parents, today your child learned that Jesus can do things we cannot do. Jesus walked on the water to the boat in which His disciples were traveling. What an awesome miracle!

### LIVE IT OUT

Show the Teaching Picture on this page and talk about the Bible story. Explain that walking on the water was a miracle, something only God and Jesus can do. Use a picture Bible to find and talk about other stories of miracles that Jesus performed.

### LEVEL OF BIBLICAL LEARNING

Jesus taught people what God is like.

### DAILY BIBLE READING

**Sunday:** Matthew 14:31

**Monday:** Mark 9:23

**Tuesday:** Luke 5:15

**Wednesday:** John 2:11

**Thursday:** Acts 3:16

**Friday:** Matthew 19:26

**Saturday:** Luke 18:27

## Jesus Walked on Water

### BASED ON MATTHEW 14:22-33

Jesus had been teaching people all day. He told His disciples go to the other side of the lake in a boat. Then Jesus went up on a mountain to pray.

When the disciples reached the middle of the lake, a storm came. The waves began to pound the boat. The disciples were afraid.

Jesus came to His disciples, walking on the water. Jesus spoke to them and said, "Do not be afraid."

Peter spoke to Jesus from the boat. Jesus told Peter to walk to Him on the water. Peter got out of the boat and walked on the water to Jesus. Then Peter saw the wind blowing the water, and he became afraid. Peter began to sink in the water. He cried out to Jesus to help him. Jesus reached out and took Peter's hand.


Jesus and Peter got into the boat, and the wind stopped blowing. Jesus' disciples were amazed. "It is true. He is God's Son," they said.

**WEEKLY VERSE:** The people on the boat worshiped Jesus, God's Son.  
*Matthew 14:33*

**LIFE POINT:** Jesus can do things I cannot do.



**TAKE IT FURTHER:** Check out the *Jesus Walked on Water* section of the Bible Studies for Life: Kids Family App.







# JESUS WALKED ON WATER

MATTHEW 14:22-33 • TEACHING PICTURE 4



**Jesus did things no one else could do.**

Acts 2:22

**Jesus told the wind and sea to be still.  
Both became calm.**

Mark 4:39

**Jesus loved and helped people.**

Matthew 14:14

**The people on the boat worshiped Jesus,  
God's Son.**

Matthew 14:33

**Jesus said, "Follow Me."**

John 21:19

**God put the rainbow in the clouds.**

Genesis 9:13

**We have good news!  
God keeps His promises.**

Acts 13:32

**We will do what God says.**

Exodus 19:8

**God, You are great, and no one is like You.**

2 Samuel 7:22

**Call to Me, and I will answer.**

Jeremiah 33:3

**I am your God.**

Ezekiel 37:27

**God's ways are always best.**

Isaiah 55:8

**The Bible teaches about Jesus.**

2 Timothy 3:15



Jesus  
did things  
no one  
else  
could do.

**Acts 2:22**

## 17 UNIT 1 VERSE PUZZLE


Unit 1

*Bible Studies for Life 3s—Pre-K Leader Pack, Fall 2019*

**Instructions:** Carefully separate the puzzle pieces. Place the puzzle pieces on a flat surface and ask a child to assemble either one side or the other. Use throughout the unit as directed in the Leader Guide.







# Jesus Is Powerful



Jesus Healed the Official's Son



Jesus Calmed a Storm



Jesus Healed a Man Born Blind



Jesus Walked on Water



Breakfast with Jesus



Jesus can heal people.



Jesus can tell the weather what to do.



Jesus can help people.



Jesus can do things I cannot do.



Jesus can give people what they need.





## Why did Jesus do these things?

"The Bible gives a clue:

"Jesus loves and helps people."

"Jesus did things that no one else could do."



# Only Jesus

Christie Davis

A doctor gives me medicine

To help me when I'm ill

But who will heal with just His words?



Only Jesus will.



2

What will the weather be today?

Some people try to guess.

But who can stop a scary storm?

Only Jesus. Yes!



3



I visited the eye doctor.

New glasses were the plan.

But who can help a man born blind?

**Only Jesus can.**



I kick my feet and learn to swim.

At floating, I'm a whiz!

But who's that walking on the water?

**Only Jesus is.**



I **want** dance lessons, hair bows, and

A puppy with white paws



6

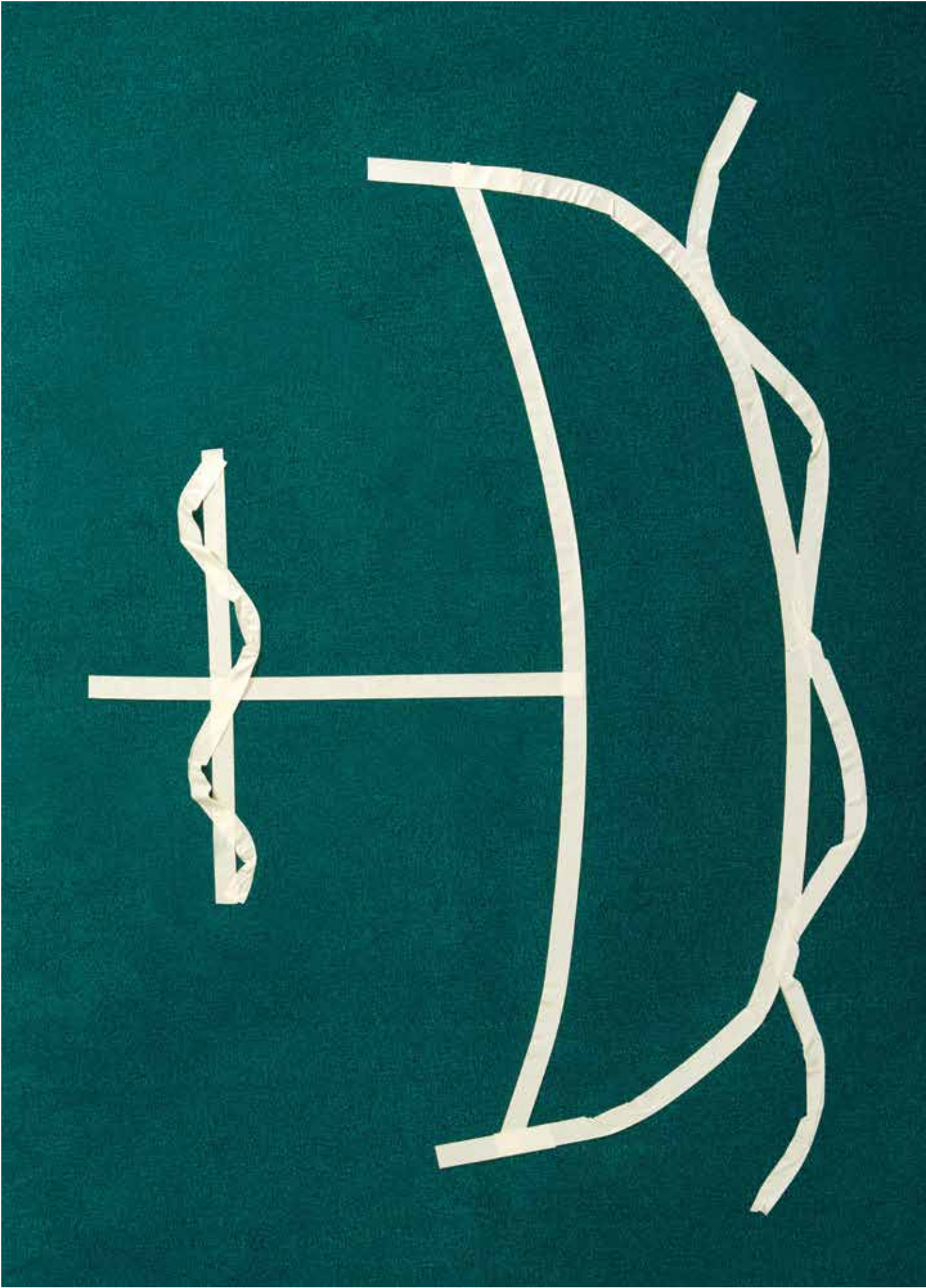
But who gives me the things I **need**?

Only Jesus does.




7





**Instructions:** Use as directed in the Leader Guide.





# London, England



Aden and Addyson Rigney are missionary kids living in London, England with their dad, Chad, their mom, Lynsi, and their little sister, Evelyn. London is a large city. People from many different countries live there. This makes London one of the most different cities in the world!

London is also a very popular city for tourists. People travel to London to see things like Big Ben, a gigantic clock, and Buckingham Palace, a massive home where the queen lives. For the Rigney family, however, the biggest reason they moved to this city was to tell people about Jesus.

People in London speak over three hundred different languages. They eat many different types of foods, and they believe many different things about God. Some might believe there is more than one true God, and others might not believe in God at all. It is not unusual for the Rigneys to meet people who have never even heard the good news about Jesus.


The Rigney family looks for ways to meet a lot of people so they can share the gospel with them. Chad Rigney builds websites that help more people learn about God. Aden and Addyson sing and play music to share Jesus with others.

You are a part of God's plan for people in London to hear the gospel, too. You can pray! Pray for the Rigney family in London. Ask God to help them do whatever He asks and to give them more opportunities to tell about God's love.

## Interesting facts

- ☐ England is the largest country in Great Britain and is ruled by a queen.
- ☐ London is the capital of England and is the country's largest city. It has been called "a world in one city" because there are people living there from so many different countries, cultures, and nations.
- ☐ English is the official language of England.
- ☐ Hundreds of people groups (people who share the same language and culture) living in London come from countries where there is little or no way to hear about God and Jesus.





INTERNATIONAL MISSIONS

## London, England







# London, England



**BIG BEN** is the nickname for the giant bell in the clock tower at the Houses of Parliament. The bell weighs thirteen tons.



**BUCKINGHAM PALACE** is the official London residence of kings and queens. It has 775 rooms.



# London, England



**LONDON,**  
a different view of the city



## FAMOUS BUILDINGS

Tourists (people from other places)  
come see the many  
buildings in London.






**PEOPLE** from places  
all around the world come  
to live in London.



**MISSIONARIES** tell the people in  
London and places around the  
country that God loves them all.





## Jesus Walked on Water

The people on the boat worshiped Jesus, God's Son. *Matthew 14:33*

© 2019 LifeWay. Printed in the United States of America.  
*This item may be reproduced.*