


A man with a beard and a young girl with curly hair are sitting at a table in an art studio, smiling and painting. The man is wearing a blue plaid shirt and a white apron. The girl is wearing a light blue shirt and a green apron. They are both holding paintbrushes and looking at each other. In the foreground, there is a paint palette with various colors. The background shows other art supplies and a colorful abstract painting on an easel.

SPECIAL BUDDIES

# BIBLE STUDIES FOR LIFE®

JESUS IS POWERFUL  
GOD'S AWESOME PROMISES  
THE INCREDIBLE WORD OF GOD



# JESUS CALMED A STORM



## LEVEL OF BIBLICAL LEARNING

Jesus taught people what God is like.

## SCRIPTURE REFERENCE

Mark 4:35-41;  
Luke 8:22-25

## WEEKLY VERSE

Jesus told the wind and sea to be still. Both became calm. *Mark 4:39*

## UNIT VERSE

Jesus did things no one else could do. *Acts 2:22*

## SUGGESTED FOR THE WEEKS OF

September 1 & 8



## LEADER BIBLE STUDY

The Gospels are portraits of Jesus. Each is complete, and together they provide a comprehensive testimony to Jesus' life. The event of Jesus calming the storm is recorded in Mark and Luke as well as Matthew. All provide wonderful details about this miracle. After sunset but before dark, Jesus told the disciples to take the boat across the Sea of Galilee to the other side. The boat was a small fishing boat, easily dragged onto shore and filled to capacity with thirteen riders. A few other boats went out with them.

A sudden and severe squall, common on the lake, challenged the skills of these professional fishermen. Mark was very honest with the disciples' reaction to Jesus sleeping in the boat. They complained and cried out in irritation, fear, and possibly even anger. When Jesus woke up, He commanded the storm to be still. After the storm calmed, Jesus asked, "Where is your faith?" The disciples did not trust God for their safety even though He was in the boat with them as the person of Jesus.

Luke did not imply that the disciples did not have faith, but he acknowledged they were not calling on it in the midst of this crisis. It is apparent that the Twelve had not come to terms with who Jesus truly is, but what they had just seen was opening their minds to the truth that Jesus is the Christ and Lord of all. Here they saw and experienced another sign of God's kingdom breaking in and restoring order to creation, something that only God could do. They must have connected some dots that Jesus was in fact God in the flesh.

God's rule will extend over all and bring creation back to its original design. But, like the disciples, you still may question if the Lord will show up when you need Him. Do you waffle between belief and unbelief? How do you answer Jesus' question, "Where is your faith?"



## BIBLE STORY

### JESUS CALMED A STORM

One day Jesus and His disciples got into a boat. Jesus said, "Let's go to the other side of the sea." Jesus fell asleep on a cushion on the boat.

Suddenly a great wind began to blow. The wind blew so hard that waves of water splashed into the boat. The disciples were afraid. They called, "Jesus, wake up! We are in danger!"

Jesus stood up. He said, "Be quiet! Be still!" Immediately the wind stopped blowing, and the waves became calm. Jesus asked the men, "Didn't you know I could help you?" The disciples were amazed that even the wind and waves obeyed Jesus.

—BASED ON MARK 4:35-41; LUKE 8:22-25



*Pick and choose which activities you wish to use to support the Bible story over a two-week period.*

### BIBLE STORY NOTE

The Bible story printed on the back of each Pack Item Teaching Picture is intended for 3s-Pre-K. Find the Special Buddies story on this page and on Kids Activity Pages 3 and 6.



## INTRODUCTORY ACTIVITY

### › Painters tape

#### **CHOOSE**      **WEEK 1** \_\_\_\_ **WEEK 2** \_\_\_\_

*Use the painters tape to make a line on the floor in the center of the room.*

» Invite children to stand or sit on the line. Ask a series of “would you choose” questions, and motion with your hand so that kids can move to one side or the other of the line to indicate their choices. Adapt so that kids with limited mobility may respond by gazing or pointing. After the game, explain that today’s Bible story takes place in a boat during a wind storm. Would you choose ...

- a raincoat or an umbrella?
- a rain shower for two hours or a thunderstorm for ten minutes?
- splashing in a puddle or staying dry inside?
- strong winds or loud, crashing thunder?
- rain at the zoo or rain at the beach?
- to be in a car in a storm or be on a boat in a storm?

### › Interlocking blocks; building blocks; string; construction paper; recycled materials such as aluminum pie plates and empty cardboard tubes of various sizes

#### **CREATE A BOAT**      **WEEK 1** \_\_\_\_ **WEEK 2** \_\_\_\_

» Allow time for children to explore the available materials and use them create a boat. Comment that there is a boat in today’s Bible story.



## STUDY THE BIBLE

### › Videos

#### **WATCH THE VIDEO**      **WEEK 1** \_\_\_\_ **WEEK 2** \_\_\_\_

» Use the “Jesus Calmed a Storm” video to introduce the Bible story or to review it at the end of the session.

### › Teaching Picture 2

### › Small inflatable raft or a large sheet or blanket

#### **RIDE THE STORMY SEAS**      **WEEK 1** \_\_\_\_ **WEEK 2** \_\_\_\_

*Inflate a small raft or boat or place the sheet or blanket on the floor.*

» Open your Bible to Mark 4 or Luke 8. Enlist an adult leader to perform the actions and words of Jesus, including getting into the boat, sleeping on the cushion in the boat, waking, and calming the stormy sea. Invite the children to act out the actions and words of the disciples, such as getting in the boat, becoming afraid, and calling for Jesus. For review, show the Teaching Picture. Talk with children about what it might have been like to be in a boat when the wind began to blow. As time allows, tell the Bible story several more times, enlisting a different child to portray Jesus each time.

**GATHER AROUND THE BOAT      WEEK 1 \_\_\_\_ WEEK 2 \_\_\_\_**

*Fill a large plastic tub halfway with water. Put a toy boat in the water. Place the tub on a plastic tarp or a towel.*

- » Invite the children to gather around the tub of water. Hold a clothespin, and also give a clothespin to each child. Explain that Jesus and His disciples got into a boat to go to the other side of the lake (attach your clothespin to the outside of the tub, and lead each child to do the same). Say that Jesus rested in the boat (lay your “Jesus” clothespin flat on the boat). Move the boat around in the water. As you say that the wind began to blow, start splashing the water in the tub. Explain that the disciples were afraid. They called out to Jesus: “Wake up! We are in danger!” Stand “Jesus” up and say His words: “Be quiet! Be still!” Let the boat and the water become still. Comment that the wind and the waves obeyed Jesus. For review, look together at the Teaching Picture. Remove all the clothespins and invite children to use the clothespins to retell the Bible story. Mention that Jesus taught people what God is like.

» Teaching Picture 2

» Large plastic tub, water, toy boat, plastic tarp or towel, clothespins

**MAKE SOUNDS AND WIND      WEEK 1 \_\_\_\_ WEEK 2 \_\_\_\_**

*Cut crepe paper into long streamers (six feet or more) and tape one onto each chopstick. Place the streamers into the tub.*

- » Form a circle. Lead children to actively participate in the telling of the Bible story:  
One day Jesus and His disciples got into a boat. *(Children sit.)* Jesus said, “Let’s go to the other side of the lake.” Jesus fell asleep on a cushion on the boat. *(Children close their eyes.)* Suddenly a great wind began to blow. *(Children choose and wave a streamer.)* The wind blew so hard that waves of water splashed into the boat. The disciples were afraid. They called, “Jesus, wake up! We are in danger!” Jesus stood up. *(Children stand but continue to wave streamers.)* He said, “Be quiet! Be still!” *(Children freeze.)* Immediately the wind stopped blowing, and the waves became calm. Jesus asked the men, “Didn’t you know I could help you?” The disciples were amazed that even the wind and waves obeyed Jesus. *(Children return items to the tub and sit quietly.)*
- » For review, tell children to sit at tables to complete the Kids Activity Page. Look together at the pictures at the top of the page and lead kids to find the differences. Read the verse at the bottom of the page. Emphasize that Jesus did things no one else can do. He told the weather what to do.

» Kids Activity Page 4

» Blue crepe paper streamers, chopsticks, tape, large plastic tub





## PRACTICE BIBLE SKILLS

### PASS THE HEART WEEK 1 \_\_\_\_ WEEK 2 \_\_\_\_

*Print the text of Acts 2:22 on a heart cut from red paper: Jesus did things no one else could do. Acts 2:22. Print a Bible marker for Acts 2:22, one for each child.*

- › Printables: “Bible Markers”
- › Bibles, red paper, marker, scissors
- › Music

› Arrange the chairs in a circle for this activity. Assist as children locate Acts 2:22 in their Bibles. Give each child a Bible marker. Read or repeat the paraphrase of the verse from the Bible markers. Suggest children place the Bible markers in their Bibles, then close their Bibles and put them gently on the floor. Give one child the heart with the printed text. Play “Mighty Is He” as the children pass the heart around the circle. Pause the music at random. The child who is holding the heart when the music stops may read or repeat the verse. Continue play as time allows. Children with limited mobility or speech might enjoy waving red paper hearts, being in charge of the CD player, or holding a Bible.

### BLOW AIR THROUGH STRAWS WEEK 1 \_\_\_\_ WEEK 2 \_\_\_\_

*Gather and display the Bible marker for Mark 4:39. Use a permanent marker to print each word on a separate table tennis ball: be, still.*

- › Pack Item 14: “Weekly Verses”
- › Bibles; plastic straws, one per child; two table tennis balls; permanent marker; shoe box lid or shallow pan

› Guide children to locate Mark 4:39 in their Bibles. Read or repeat the text of the Bible marker together. Comment that Jesus can tell the weather what to do! When Jesus spoke, the wind and sea both became calm. Place the two table tennis balls in the box lid or shallow pan. Allow children to take turns blowing air through their straws to make the balls roll around. Lead kids to say the words Jesus used: “Be still!” When a child stops blowing air, point out that the balls stop moving. Thank Jesus that He can tell the weather what to do. Throw the straws away.

### ATTACH DROPS OF WATER WEEK 1 \_\_\_\_ WEEK 2 \_\_\_\_

*Cut blue paper into teardrop shapes to represent drops of water. If the Challenge activity will be used, cut out 27 ovals and print the name of each New Testament book on an oval. Also print each division of the New Testament on a separate piece of masking tape: Gospels, History, Paul’s Letters, General Letters, Prophecy.*

- › Printables: “Bible Book Divisions”
- › Bibles, rectangular table, masking tape, blue paper, scissors, marker

› Turn a table on its side with the tabletop facing the group. Tell kids that the table looks like a boat. Guide children to use tape to attach each raindrop to the boat to pretend that the waves of the sea are splashing against the boat. Lead children to flip through their Bibles as you mention that Matthew, Mark, Luke, and John tell about Jesus when He lived on earth. Acts tells about the first church.

› **Challenge:** Attach each printed piece of masking tape to the table. Lead kids to attach each of the 27 ovals to the “boat” in the correct category. Use the Bible Book Divisions page as a resource.



## LIVE IT OUT

### CHECK THE WEATHER WEEK 1 \_\_\_\_ WEEK 2 \_\_\_\_

*Gather the Weather Cards.*

- » Display each card. Invite each child to give a thumbs up or a thumbs down to indicate how he feels about each type of weather. Invite children to look out the window to determine what type of weather your city is having today. (If there is no window, lead kids to remember what the weather was like when they got to church.) Remind children that Jesus has power over the weather. When children are afraid in times of bad weather, they can trust Jesus and ask Him to keep them safe and to not feel afraid.

### MATCH THE PICTURES OF WEATHER WEEK 1 \_\_\_\_ WEEK 2 \_\_\_\_

*Display the poster and gather the Life Point strip for today: Jesus can tell the weather what to do.*

- » Work together to find the picture on the poster that represents today's Bible story. Attach the Life Point strip to the poster and read it aloud. Distribute the Kids Activity Page and a pencil to each child. Look at each picture on the left side of the page and call on a child to identify the type of weather pictured. Tell kids to touch or circle each type of weather that Jesus can control. Lead children to draw a line to match the pictures that are the same. Tell children that Jesus can control the weather, and He can control everything! Guide kids to think of some situations in which they might need Jesus' help. Lead kids in prayer. Praise Jesus for His amazing power over everything.

## CLOSING ACTIVITY

### SIT IN THE BOAT WEEK 1 \_\_\_\_ WEEK 2 \_\_\_\_

- » Invite each child to sit in the boat or on the blanket before leaving the classroom. Ask each child to name one thing he wants Jesus to help him with this week. Say a quick sentence prayer for each child.

### TAKE HOME A WEATHER CARD WEEK 1 \_\_\_\_ WEEK 2 \_\_\_\_

*Gather the Weather Cards. Print text on the back of each card: Jesus did things no one else could do. Acts 2:22.*

- » Tape the weather cards to the door frame. Thank Jesus for His awesome power to control every detail of our lives, even the weather. Allow each child to take a weather card home as a reminder that Jesus is in control of everything, even the weather.

### REVIEW THE BIBLE STORY WEEK 1 \_\_\_\_ WEEK 2 \_\_\_\_

- » Encourage families to review the Bible story at home.

» Pack Item 20: "Weather Cards"

» Tape

» **Note:** After the activity, gather and save the Weather Cards for later use.

» Pack Item 15: "Unit 1 Poster"

» Kids Activity Page 5

» Pencils, scissors, tape

» Small inflatable raft or a large sheet or blanket

» Pack Item 20: "Weather Cards"

» Tape

» **Note:** If more Weather Cards are needed, permission is granted to make a copy of the pack item.

» Kids Activity Page 6

# BONUS ACTIVITIES

- › Smooth stones, paint pens in various colors

## MAKE A STORY STONE WEEK 1 \_\_\_\_ WEEK 2 \_\_\_\_

- › Give each child a smooth stone. Ask: “What happened when Jesus spoke to the wind and the waves?” (The wind stopped blowing and the sea became calm.) Lead kids to draw a simple boat on one side of the rock. Wait a few seconds for it to dry. On the other side of the rock, kids may print the name *Jesus*. Remind children that Jesus told the weather what to do. Suggest children hide their painted stones in a park or somewhere in the neighborhood so that when people find them, they will be reminded of God’s power.

## READ ABOUT JESUS WEEK 1 \_\_\_\_ WEEK 2 \_\_\_\_

*Place the books in a quiet area of the room.*

- › Pack Item 19: “Book: *Only Jesus*”
- › Other books about Jesus, small rug and sturdy pillows

- › Allow children to look at the books at leisure during the session. Guide a child to find the page in the book *Only Jesus* that relates to today’s Bible story.

## CREATE A ROUTINE WEEK 1 \_\_\_\_ WEEK 2 \_\_\_\_

- › Music

- › Play “What Did Jesus Do?” Invite children to gently tap their feet as they listen to the song. Guide kids to devise a creative movement routine for this song, especially for the words “Jesus,” “people everywhere,” “helped,” and “loved.” Consider finding a time to perform your routine for another Bible study class, invite parents to stop by and watch the performance, or video the performance to send in a digital file to families.

## MOVE AND BE STILL WEEK 1 \_\_\_\_ WEEK 2 \_\_\_\_

- › Teaching Picture 2
- › Pack Item 21: “Move Your Body Poster”
- › Large button or pom-pom
- › Music

- › Lay the poster on the floor. Place the Teaching Picture nearby. Recall the Bible story and point out the tall waves in the picture. Mention that only Jesus can tell the weather what to do. Tell a child to toss a marker onto the poster and identify the body part. Play “There’s No One Else Like Him” as children wiggle that part of the body. Less mobile children may wiggle any part of the body as they are able, or blink their eyes or nod their heads. Pause the music and tell children to be still. Ask another child to toss the marker and continue playing the game. Some children may enjoy tossing the marker twice and wiggling two body parts.

## WEAVE WAVES WEEK 1 \_\_\_\_ WEEK 2 \_\_\_\_

- › Several nonstick wire cooling racks, blue chenille stems
- › Music

- › Demonstrate how to weave blue chenille stems through a slotted cooling rack to create the look of waves. Assist as kids do the weaving. As kids work, ask them to recall what Jesus said to the waves. Mention that when Jesus told the waves to be still, the storm stopped! Lead kids to pull the chenille stems out of the cooling rack to represent the calming of the sea. Play “Mighty Is He” as kids work.



## PLAY AN UMBRELLA RELAY WEEK 1 \_\_\_\_ WEEK 2 \_\_\_\_

Print each word of the Life Point on a separate clothespin: Jesus can tell the weather what to do. Make two sets of these and place one set in each of the two buckets.

- » Place the buckets on the far side of the room and make a clear open path. Form two teams. Enlist one child or adult to hold each team's open umbrella. To play, each child must quickly walk to the bucket, draw out a clothespin, and clip it to the umbrella. The player then quickly walks back to her team and high fives the next person in line. Continue play until all the clothespins are clipped to the umbrella. Work together to put the words of the Life Point in order.
- » **Challenge:** Require children to find and clip the words in order during the relay. The first team to get all eight words clipped onto the umbrella in the correct order wins.

- » Two buckets, 16 wooden clothespins, marker, two umbrellas
- » White card stock, watercolor paints, cups of water, paintbrushes
- » **Note:** For a less competitive game, use only one set of cards and one umbrella.

## PAINT WITH WATERCOLORS WEEK 1 \_\_\_\_ WEEK 2 \_\_\_\_

Cover the tables and gather aprons or art shirts to cover clothing if desired.

- » Invite each child to use the watercolors to paint a stormy sea scene. Painters can include the boat, if they like, or just the sea and the clouds above. Use a permanent marker to print the text of Mark 4:39 on each painting: *Jesus told the wind and sea to be still. Both became calm.* Suggest to children that they share the painting as a gift to a friend or neighbor who needs to know about Jesus.

- » Paper to cover tables, white card stock, permanent marker, watercolor paints, cups of water, paintbrushes, smocks if desired

## USE THE COLORING PAGE WEEK 1 \_\_\_\_ WEEK 2 \_\_\_\_

- » Print the Coloring Page. Review the Bible story as children color.

- » Printables: "Jesus Calmed a Storm" Coloring Page
- » Crayons or colored pencils



## MISSIONS EMPHASIS

### EXPLORE GOD'S BIG WORLD WEEK 1 \_\_\_\_ WEEK 2 \_\_\_\_

- » Show the "God's Heart" video. Say: "A lot of people still don't know that Jesus came to earth to show God's love. Missionaries tell others about Jesus all around the world!" Tell children you are going to explore God's big world! Sit in a circle and guide kids to take turns spinning a globe. A child will stop the spinning by placing her finger anywhere on the globe. Read the name of the nearest country. Allow each child to have turn.

- » Videos
- » Globe

**UNIT 1**  
**SESSION 1**

*Jesus Calmed a Storm*

**UNIT VERSE**

Jesus did things  
no one else could do.

—ACTS 2:22

# *Jesus Calmed a Storm*

**BASED ON MARK 4:35-41; LUKE 8:22-25**



One day Jesus and His disciples got into a boat. Jesus said, “Let’s go to the other side of the sea.” Jesus fell asleep on a cushion on the boat.

Suddenly a great wind began to blow. The wind blew so hard that waves of water splashed into the boat. The disciples were afraid. They called, “Jesus, wake up! We are in danger!”

Jesus stood up. He said, “Be quiet! Be still!” Immediately the wind stopped blowing, and the waves became calm. Jesus asked the men, “Didn’t you know I could help you?” The disciples were amazed that even the wind and waves obeyed Jesus.

# Find the Differences

Jesus' disciples asked Jesus to help them. Jesus made the storm quiet and still. Look at the two pictures. Find the things that are different in the pictures.



Read the verse.



Jesus

told the



wind

and



sea

to be still. Both became calm. *Mark 4:39*



# UNIT 1

## SESSION 1

### Jesus Calmed a Storm

## Match the Pictures

Jesus can tell the weather what to do. Match the pictures of weather.



# BIBLE STUDIES FOR LIFE®

1

## CONVERSATION

### Jesus Calmed a Storm

**BASED ON MARK 4:35-41;  
LUKE 8:22-25**

One day Jesus and His disciples got into a boat. Jesus said, "Let's go to the other side of the sea." Jesus fell asleep on a cushion on the boat.

Suddenly a great wind began to blow. The wind blew so hard that waves of water splashed into the boat. The disciples were afraid. They called, "Jesus, wake up! We are in danger!"

Jesus stood up. He said, "Be quiet! Be still!" Immediately the wind stopped blowing, and the waves became calm. Jesus asked the men, "Didn't you know I could help you?" The disciples were amazed that even the wind and waves obeyed Jesus.



**WEEKLY VERSE:** Jesus told the wind and sea to be still. Both became calm. *Mark 4:39*

**LIFE POINT:** Jesus can tell the weather what to do.

#### THE BIBLE MEETS LIFE

Parents, your child learned that Jesus tells the weather what to do. When the disciples were frightened by a sudden storm, Jesus spoke, and everything became calm!

#### LIVE IT OUT

If your child is afraid of turbulent weather, take the time to pray with her. Review the Bible story of the storm that the disciples faced and how Jesus helped them. Remind your child that Jesus (and God) are in charge of the weather.

#### LEVEL OF BIBLICAL LEARNING

Jesus taught people what God is like.

#### DAILY BIBLE READING

**Sunday:** Mark 4:39

**Monday:** Jeremiah 5:22

**Tuesday:** Psalm 148:8

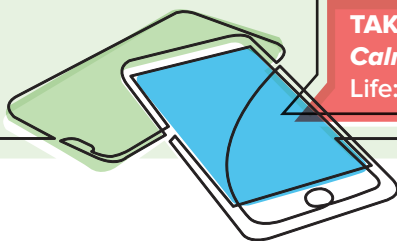
**Wednesday:** Job 38:8

**Thursday:** Matthew 17:27

**Friday:** Jeremiah 10:13

**Saturday:** Matthew 21:19

**TAKE IT FURTHER:** Check out the *Jesus Calmed a Storm* section of the Bible Studies for Life: Kids Family App.







## **JESUS CALMED A STORM**

MARK 4:35-41; LUKE 8:22-25 • TEACHING PICTURE 2



**Jesus did things no one else could do.**

Acts 2:22

**Jesus told the wind and sea to be still.  
Both became calm.**

Mark 4:39

**Jesus loved and helped people.**

Matthew 14:14

**The people on the boat worshiped Jesus,  
God's Son.**

Matthew 14:33

**Jesus said, "Follow Me."**

John 21:19

**God put the rainbow in the clouds.**

Genesis 9:13

**We have good news!  
God keeps His promises.**

Acts 13:32

**We will do what God says.**

Exodus 19:8

**God, You are great, and no one is like You.**

2 Samuel 7:22

**Call to Me, and I will answer.**

Jeremiah 33:3

**I am your God.**

Ezekiel 37:27

**God's ways are always best.**

Isaiah 55:8

**The Bible teaches about Jesus.**


2 Timothy 3:15



**CLOUDY**



**WINDY**




**STORMY**




**SNOWY**



**RAINY**



**SUNNY**



# Jesus Is Powerful



Jesus Healed the Official's Son



Jesus Calmed a Storm



Jesus Healed a Man Born Blind



Jesus Walked on Water



Breakfast with Jesus



Jesus can heal people.



Jesus can tell the weather what to do.



Jesus can help people.



Jesus can do things I cannot do.



Jesus can give people what they need.





## Why did Jesus do these things?

"The Bible gives a clue:

"Jesus loves and helps people."

"Jesus did things that no one else could do."



# Only Jesus

Christie Davis

A doctor gives me medicine

To help me when I'm ill

But who will heal with just His words?



Only Jesus will.



2

What will the weather be today?

Some people try to guess.

But who can stop a scary storm?

Only Jesus. Yes!



3

I visited the eye doctor.

New glasses were the plan.

But who can help a man born blind?

**Only Jesus can.**



I kick my feet and learn to swim.

At floating, I'm a whiz!

But who's that walking on the water?

**Only Jesus is.**





I **want** dance lessons, hair bows, and

A puppy with white paws



6

But who gives me the things I **need**?

Only Jesus does.



7



# MOVE YOUR BODY

# Bible Book Divisions

## OLD TESTAMENT

### LAW

Genesis  
Exodus  
Leviticus  
Numbers  
Deuteronomy

### HISTORY

Joshua  
Judges  
Ruth  
1 Samuel  
2 Samuel  
1 Kings  
2 Kings  
1 Chronicles  
2 Chronicles  
Ezra  
Nehemiah  
Esther

### POETRY

Job  
Psalms  
Proverbs  
Ecclesiastes  
Song of Songs

### MAJOR PROPHETS

Isaiah  
Jeremiah  
Lamentations  
Ezekiel  
Daniel

### MINOR PROPHETS

Hosea  
Joel  
Amos  
Obadiah  
Jonah  
Micah  
Nahum  
Habakkuk  
Zephaniah  
Haggai  
Zechariah  
Malachi

### GOSPELS

Matthew  
Mark  
Luke  
John

### HISTORY

Acts

### PAUL'S LETTERS

Romans  
1 Corinthians  
2 Corinthians  
Galatians  
Ephesians  
Philippians  
Colossians  
1 Thessalonians  
2 Thessalonians  
1 Timothy  
2 Timothy  
Titus  
Philemon

### GENERAL LETTERS

Hebrews  
James  
1 Peter  
2 Peter  
1 John  
2 John  
3 John  
Jude

### PROPHECY

Revelation

## NEW TESTAMENT

#### Bible Book Divisions

Bible Studies for Life Preschool Enhanced CD (Printables), Fall 2019

© 2019 LifeWay. Printed in the United States of America. This item may be reproduced.

**Instructions:** Use as directed in the Leader Guide.

Jesus did things no one else could do.

**Acts 2:22**

Jesus told the wind and sea to be still.

Both became calm.

**Mark 4:39**

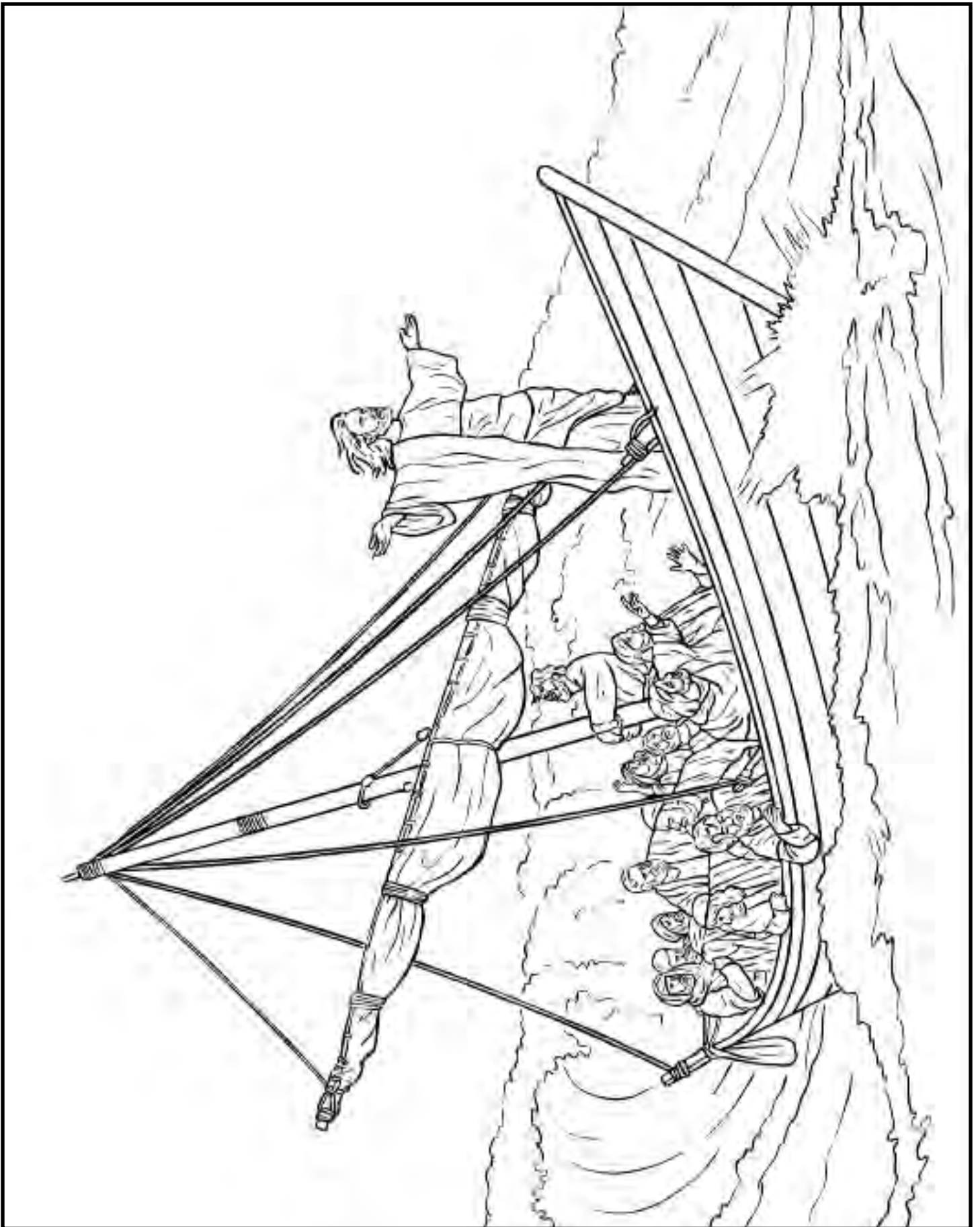
Jesus loved and helped people.

**Matthew 14:14**

The people on the boat worshiped Jesus,  
God's Son.

**Matthew 14:33**





## Jesus Calmed a Storm

Jesus told the wind and sea to be still. Both became calm. *Mark 4:39*

© 2019 LifeWay. Printed in the United States of America.  
*This item may be reproduced.*